
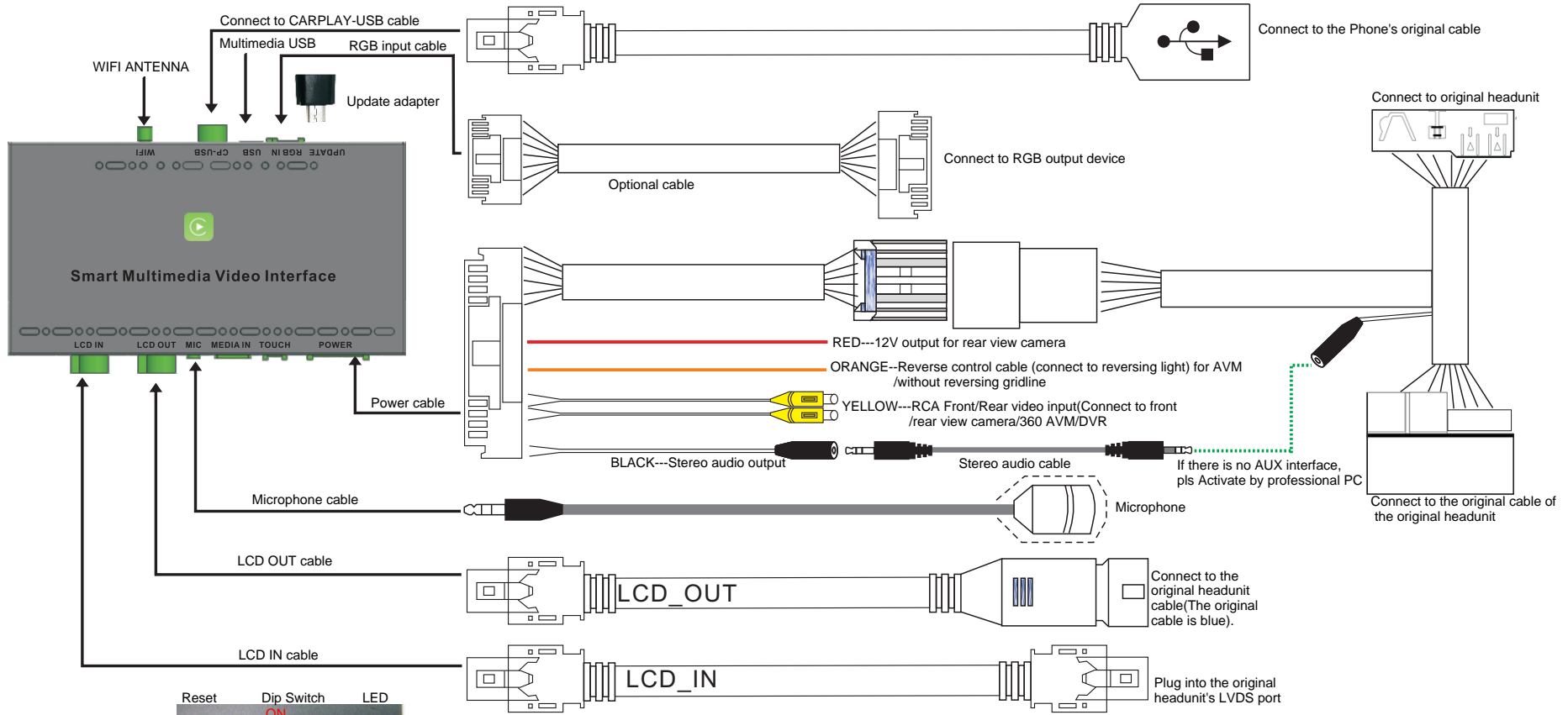



BENZ Old S class (NTG3.5) WIRING DIAGRAM ---- LDS-NTG35-CP



DIP SWITCH SETTING
 (After changing the dip code, press "reset" or power-on again)

DIP S/W	Status	Description
PIN 1	OFF/ON	8inch (Adjustable Angle) / 8 inch (Fixed Angle)
PIN 2	OFF/ON	NG / NG
PIN 3	OFF/ON	NG / NG
PIN 4	OFF/ON	Reversing gridline/Enable 360 panoramic
PIN 5	OFF/ON	NG / NG
PIN 6	OFF/ON	Rear view camera CVBS input / RGB input
PIN 7	OFF/ON	NG / NG
PIN 8	OFF/ON	After market rear camera / Original rear camera

REMARK: Please keep in the AUX interface when switch the CarPlay interface



- 1) Long press and hold "DISC RADIO" button to switch MENU, short press "TEL NAVI" button again, exit MENU.
 - 2) Short press "TEL NAVI" button to open "Siri".
- Knob to control up/down/right/left/ok.