




Designed and
Engineered
in the UK. 

CTHUP-VW01 CAN-Bus Integration for Volkswagen



CAN-Connect is the leading CAN-Bus integration solutions for the automotive industry.



CAN-Connect ist die führende CAN-Bus-Integrationslösung für die Automobilindustrie.



CAN-Connect son las soluciones de integración CAN-Bus líderes en la industria del automóvil.



CAN-Connect est le leader des solutions d'intégration Can-bus de l'industrie automobile.



CAN-Connect è la principale soluzione di integrazione CAN-BUS nel settore automobilistico.

Technical Support?

for technical support please use our
dedicated system support.connects2.com

Connects2.com



...connecting to the aftermarket

DISCLAIMER

The information provided in this document is subject to change without notice due to manufacturer changes and/or improvements to the product/s. This instruction manual is based on documented data and research. The manufacturer of this product cannot be held responsible for any changes made to the vehicle by the manufacturer or damages that may occur through the installation of this product in accordance with the steps outlined herein.

Features

- Plug & play solution - head unit replacement made easy
- Supports Speed Pulse, Reverse, Park Brake, Illumination & 12V Ignition (where vehicle data allows)
- Dedicated OEM connectors to ISO connectors
- Perfect for installation of multimedia head units, reverse cameras & parking sensors

Wire Colours

Speed Pulse	Pink / Rosa / Rosado / Rose / Rosa
Reverse	Purple / Lila / Púrpura / Violet / Viola
Park Brake	Green / Grün / Verde / Vert / Verde
Illumination	Orange / Orange / Naranja / Orange / Arancia
Ignition 12V	Red / Rot / Rojo / Rouge / Rosso

Product Details

<u>Manufacturer</u>	<u>Model</u>	<u>Year(s)</u>	<u>Connector</u>
Volkswagen	Amarok	2010 >	Quadlock (Fakra)
Volkswagen	Beetle	2011 - 2015	Quadlock (Fakra)
Volkswagen	EOS	2006 - 2016	Quadlock (Fakra)
Volkswagen	Golf	2003 - 2013	Quadlock (Fakra)
Volkswagen	Jetta	2005 - 2015	Quadlock (Fakra)
Volkswagen	Passat	2005 - 2015	Quadlock (Fakra)
Volkswagen	Polo	2005 - 2014	Quadlock (Fakra)
Volkswagen	Scirocco	2008 - 2015	Quadlock (Fakra)
Volkswagen	Sharan	2010 - 2015	Quadlock (Fakra)
Volkswagen	Suran	2009 >	Quadlock (Fakra)
Volkswagen	Tiguan	2007 - 2015	Quadlock (Fakra)
Volkswagen	Touareg	2003 - 2015	Quadlock (Fakra)
Volkswagen	Touran	2003 - 2015	Quadlock (Fakra)
Volkswagen	Transporter	2003 - 2015	Quadlock (Fakra)

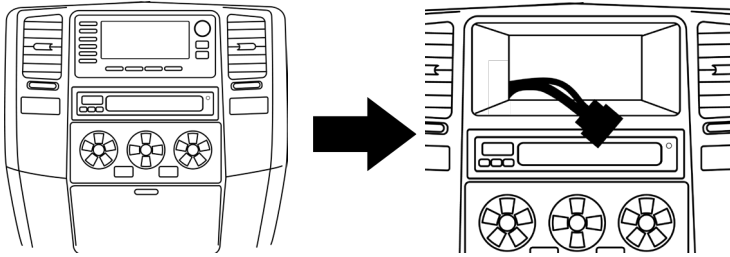
LED Status Indicator

Flashing Green:	Searching
Green:	Vehicle recognised
Red:	Vehicle not recognised
No LED:	Interface in sleep mode

Installation

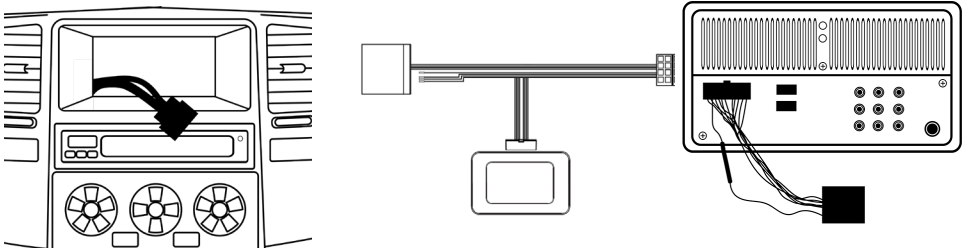
Step 1.

Remove OEM head unit following manufacturers instruction.



Step 2.


Connect vehicle specific connector to OEM harness. Connect ISO connector to aftermarket head unit.



*Connect required analogue flying wires to aftermarket head unit using colour table.

Step 3.

When connected appropriately and tested, re-assemble dashboard with aftermarket head unit.



Notes

FOLLOW US ON SOCIAL MEDIA for all the latest updates



[/CONNECTS2](#)
Watch us on
YouTube



[/CONNECTS2](#)
Like us on
facebook



[CONNECTS2LTD](#)
Follow us on
instagram



[@CONNECTS2](#)
Follow us on
twitter



[CONNECTS2LTD](#)
Follow us on
linkedin



[CONNECTS2BLOG.COM](#)
Follow our blog on
wordpress